






There are simply too many books!
We need to make a bookshelf for them!



Aaah, I don't need any plan. I can make one even with my eyes closed!



© Inter IKEA Systems B.V. 2017 PPI19175/04/2017(034712) Issue No. 03/2017

småles matters

BUG NEWS

LITE

Autumn 2017



Contents

- 03 Greetings from Sara
- 04 New merchandise & Soft Toy Drawing Competition
- 05 Draw-A-Friend
- 06 How is paper made?
- 08 What is deforestation?
- 10 Games
- 12 Spot the difference
- 14 Impact of deforestation
- 16 What can we do?
- 18 How to draw
- 19 Make your own paper shark
- 21 Colour me
- 22 Inbox@småles
- 24 Comic strip

Rock-scissors-paper!
We use paper daily, but do you know how paper is made? Find out on pages 6 - 7.

Do you also know that our use of paper affect the world we live in today? Where we get our paper from determines the impact towards the environment around us. Read all about the deforestation on pages 8 - 9 and its impact on pages 14 - 15.

See the friends that our småles drew on page 5 too!
We hope you will enjoy this issue as much as we did, till we bump into you at IKEA, have a great time!

With Big Bug Hugs,
Sara

New Merchandise

Redeem a nifty little småles pencil case to store all your stationery at only **\$2.50 Smålish dällars!** Available from mid of September 2017 onwards at the Bug House.



Soft Toy Drawing Competition

Keep your eyes peeled for the Soft Toy Drawing Competition happening between **3 - 19 November 2017!**

Visit IKEA.my/smales for announcement by end of October 2017.

Draw -A-Friend

We asked our småles members to draw a friend they would like to have and we received so many entries!

We had Joey Choong Jo Wei and Nurnisa Saffiya Uhadeeja (Nisa), two småles members who showed us their friends, Blinkiey and Alisa the love monster!



Name: Alisa the love monster
Gender: Female
Age: 10 years old
Favourite foods: Cake, cookies, chocolate, ice-cream, candy
Characteristics: Pink and red, love fur, eight love tentacles (to grab food), smells like flower



Name: Blinkiey
Gender: Male
Favourite foods: Spider mashed onions, ants candy
Characteristics: Happy, cheerful and gentle
Special: Blinkiey can make your wish come true by using his magical horn
Favourite games: Hide & Seek, chasing games etc
Special ability: Blinkiey can swim with his six tentacles
Secret: Blinkiey has a girlfriend named Blinketted

Thank you for introducing us to your friends, Joey and Nisa!



Do you have a friend you would like to share with us? Draw it out and describe its traits! Send us your drawing by **15 October 2017** with your name, Smålish passport number and contact details to sara@smales.com.my or småles, No 2, Jalan PJU 7/2, Mutiara Damansara, 47800 Petaling Jaya, Selangor and stand a chance to win a LATTJO soft toy!

How is paper made?

We use paper in our everyday lives. Our storybooks, textbooks... the list is endless! Do you know that most papers are made from trees? Read on to find out how a tree, so big and strong is made into thin sheets of paper.

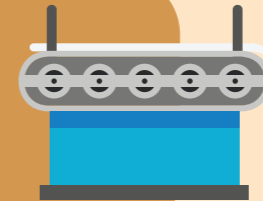


The process starts by cutting down trees. Once the trees have been cut down, the bark is removed and the tree is broken into small, wood chips.

Wood chips are then used to make pulp – a watery mixture of wood chips, water and chemicals.




Because the pulp mixture is so watery, it has to go through a long process that flattens and dries the pulp out. The end result is a long roll of paper.



Once the roll of paper has the desired thickness, it may then be coloured or coated with special chemicals that help strengthen it or even resistant to water!

At the last step, the paper rolls are cut to a smaller size for our everyday use.



DEFORESTATION



Other than making paper, we use trees for many other reasons. For instance, making furniture and building houses. Sometimes, we do not find any use of these trees and destroy them to use the land for other purpose.




That is what is happening around the world on a large scale – deforestation. Deforestation is the permanent removal of forests to make way for other purposes that are not able to support as many plants and animals. For instance, clearing forests to build factories.

Source: <https://www.worldwildlife.org/threats/deforestation>



Lead Bugbug to look for Sara!



Help Sara to count how many of the four animals are there in the forest scene.



	<input type="text"/>
	<input type="text"/>
	<input type="text"/>
	<input type="text"/>



Spot the difference

Sara is having a party in Småland! Can you spot **20 differences**? Circle each difference you can find!

Send in your answers with your name, Smålish passport number and contact details to sara@smales.com.my or **småles, No 2, Jalan PJU 7/2, Mutiara Damansara, 47800 Petaling Jaya, Selangor** by **15 October 2017**. 30 lucky winners will each win a set of six **KALAS** bowl.



Impact of Deforestation

More harmful gases in the air

Trees help to absorb greenhouse gases which are harmful to the environment and when it accumulates to too much, it causes changes in the world we live in like the weather.

Danger to species survival

Seventy percent of the world's plants and animals live in forests and are losing their homes to deforestation. This can lead to animal species disappearing from our world forever.

Less land for crop growing

Tree roots help to keep the soil sturdy. Without trees, the soil is easily washed or blown away, which can cause flooding.

What can we do to help?



Recycle your paper

Do your part in saving the trees by bringing your newspapers for recycling at the Bug House, Ground Floor. Not to forget you get to earn green credits too!



Buying wisely

Purchase recycled paper and other products to close the recycling loop.



Rely on trusted certifications

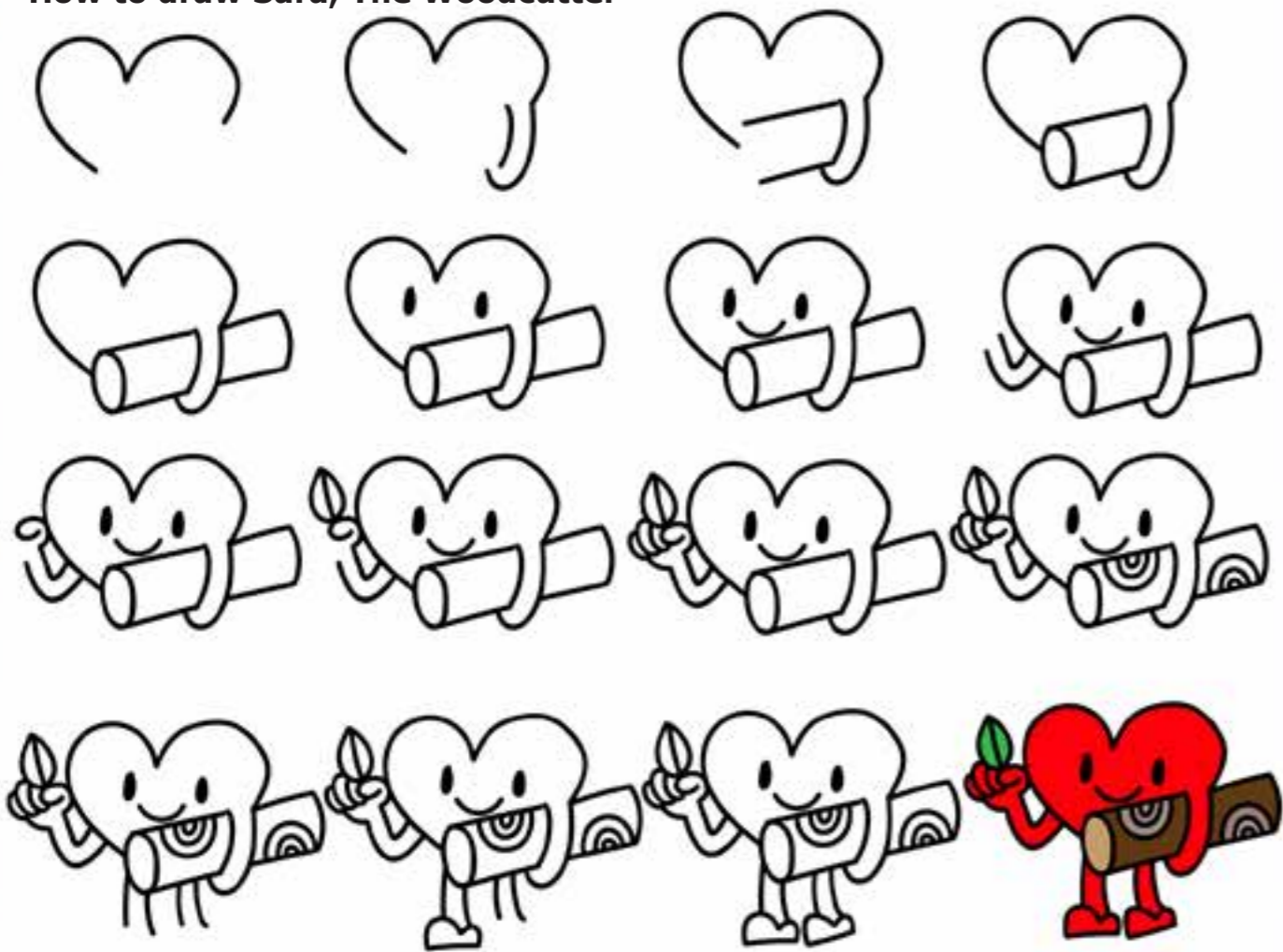
Look for Forest Stewardship Council® (FSC®) certification on wood and wood products.



Educate people around you

Share with your friends, family and people you know about how our everyday actions can make an impact to forests around the world.

How to draw Sara, The Woodcutter



MAKE YOUR OWN PAPER SHARK

Directions:

1. Start by cutting out your shark face shape from the newspaper, any shape of shark face you want! Glue your shark face onto your light blue coloured paper.
2. Cut out ocean waves from your dark blue paper and glue them at the bottom of your light blue paper, just below your shark face.
3. Cut out a shark mouth and teeth from your black and white paper. Glue them onto your shark face, and stick on the googly eyes too, and you're done!

What you need:

light blue, dark blue,
black and white coloured/
construction paper
newspaper
googly eyes
scissors
glue





YOU CAN'T CHOOSE
YOUR SCHOOL SUBJECTS.
BUT SOON, YOU CAN
CHOOSE YOUR AMBITION.

IKEA TEBRAU OPENS END 2017

SOON, THERE
WILL BE CHOICE.

Colour me!



INBOX @ SMALES


Last issue's theme:

Sara and Bugbug were rowing in a boat down a river when they saw a special fish! Draw how the fish look like!

Winners' Drawing



Farheen Shukran Anusha, 5 years old



Yong E Rou, 7 years old

Sara and Bugbug were knitting sweaters for the coming winter in Småland to keep themselves cosy and warm. Draw how you think the sweaters look like!

Share your drawing with your name, Smålish passport number and contact details to sara@smales.com.my or **småles, No 2, Jalan PJU 7/2, Mutiara Damansara, 47800 Petaling Jaya, Selangor** by **15 October 2017**. 2 lucky winners will each win a **HEMMAHOS** soft toy.



On a cold, winter day, Sara and Bugbug were enjoying a bowl of warm porridge and the doorbell rang. What did they see outside the door?

Send your story with your name, Smålish passport number and contact details to sara@smales.com.my or **småles, No 2, Jalan PJU 7/2, Mutiara Damansara, 47800 Petaling Jaya, Selangor** by **15 October 2017**. 2 lucky winners will each win a **VESSLA** storage crate with castors and lid.



Last issue's theme:

Sara and Bugbug were hiking in a beautiful forest and they heard footsteps behind them. What happened next?

One day, Sara and Bugbug were hiking in a beautiful forest and they heard footsteps behind them. When they looked back, they could not believe their eyes. It was a fierce tiger with a very hungry look.

Sara and Bugbug knew that they were in a big trouble. They might become the tiger's meal if they could not run away from the hungry tiger.

The tiger roared and said: "I just want to eat one of you today. So one of you can leave now! Who will become my lunch today?" Sara and Bugbug looked at each other and they knew that they would not want to sacrifice their friend.

So they run as quickly as they could. The tiger was chasing behind them. Suddenly, Bugbug tripped and fell in the mud. Bugbug asked Sara to run without him but Sara refused. "You are my friend. I cannot leave my friend behind," Sara said.

Sara pulled Bugbug up and they tried to run again. But it was too late, the tiger was just right behind them. At this crucial moment, a giant bear appeared. It was their friend - Eddie Bear!

Eddie Bear kicked the tiger and managed to scare him away. "Thank you, Eddie Bear, for saving our lives. You are our hero!" said Sara and Bugbug. "You are welcome," said Eddie Bear.

Eddie Bear then accompanied Sara and Bugbug out from the forest. Eddie Bear told Sara and Bugbug to be more careful when they went for hiking in the forest again.

On their way back, Sara and Bugbug felt thankful that they survived the tiger attack. They also knew that they were true friends who will help each other in very crucial moments.

Emma Rose Kok, 7 years old

Winners' Letter

Sara and Bugbug were hiking in a beautiful forest and they heard footsteps behind them. They turned around and saw some boys and girls walking. There are total of six wearing scout uniforms. Some of them were singing happily while some of them are chatting. They were looked so enjoyable in this beautiful natural. Sara and Bugbug wanted to join them so much. So they took out their courage to get close to them and asked if they can join them. The scouts welcomed them warmly. The scouts carried a lot of camping equipment. It was heavy. Sara and Bugbug helped to share burden.

After a long walk, they finally reached at the campsite, unpacked and had a quick lunch. Then, they worked together to build up the tents because they were going to spend a night there. After everything was ready, they can't wait to run to the waterfall nearby. Splash! Splash! Splash! They jumped into cool water by one by another. They all had fun for hours and hours. Finally, they went back to campsite, got changed and made a fire. A barbecue dinner was going on. They gathered around the campfire chatting and singing after a sumptuous dinner. They really liked being together.

Then it was quite time. Everyone went into tent and snuggled down for a sleep. What a very good day. The next morning after breakfast, they bid farewell to each other and stepped on their ways home.

Wong Rong Yee, 6 years old