

småles matters


# BUG NEWS



Autumn 2017




© Inter IKEA Systems B.V. 2017 PP19.176/05/2017(034735) Issue No. 03/2017






There are simply too many books! We need to make a bookshelf for them!

I'll help you! But where is the plan?



Aaah, I don't need any plan. I can make one even with my eyes closed!




This bookshelf looks a bit... problematic.

I also think it needs to be modified...



I have now done my best!

What on earth happened to the bookshelf?



Erm, it can be a toolbox even if it's not good for books!

# Contents

03 Greetings from Sara

04 New merchandise &  
Soft Toy Drawing  
Competition

05 Draw-A-Friend

06 How is paper made?

08 What is deforestation?

09 Statistics on deforestation

10 Games

12 Spot the difference

14 Impact of deforestation

16 What can we do?

17 Craft page

18 Loving that Job!

21 Wreck-this-page

22 Inbox@småles

24 Comic strip

Rock-scissors-paper!

We use paper daily,  
but do you know how paper is made?  
Find out on pages 6 - 7.

Do you also know that our use of paper  
affect the world we live in today?  
Where we get our paper from determines  
the impact towards the environment  
around us. Read all about the deforestation  
on pages 8 - 9 and its impact on  
pages 14 - 15.


See the friends that our småles drew on  
page 5 too!

We hope you will enjoy this issue as much  
as we did, till we bump into you at IKEA,  
have a great time!

With Big Bug Hugs,  
Sara

# New Merchandise

Redeem a nifty little småles pencil case to store all your stationery at only **\$2.50 Smålish dállars!** Available from mid of September 2017 onwards at the Bug House.



# Soft Toy Drawing Competition

Keep your eyes peeled for the Soft Toy Drawing Competition happening between **3 - 19 November 2017!**

Visit [IKEA.my/smales](http://IKEA.my/smales) for announcement by end of October 2017.

# Draw -A-Friend

We asked our småles members to draw a friend they would like to have and we received so many entries!

We had Joey Choong Jo Wei and Nurnisa Saffiya Uhadeeja (Nisa), two småles members who showed us their friends, Blinkyey and Alisa the love monster!



**Name:** Blinkyey  
**Gender:** Male  
**Favourite foods:** Spider mashed onions, ants candy  
**Characteristics:** Happy, cheerful and gentle  
**Special:** Blinkyey can make your wish come true by using his magical horn  
**Favourite games:** Hide & Seek, chasing games etc  
**Special ability:** Blinkyey can swim with his six tentacles  
**Secret:** Blinkyey has a girlfriend named Blinketted



**Name:** Alisa the love monster  
**Gender:** Female  
**Age:** 10 years old  
**Favourite foods:** Cake, cookies, chocolate, ice-cream, candy  
**Characteristics:** Pink and red, love fur, eight love tentacles (to grab food), smells like flower

Thank you for introducing us to your friends, Joey and Nisa!

Do you have a friend you would like to share with us? Draw it out and describe its traits! Send us your drawing by **15 October 2017** with your name, Smålish passport number and contact details to [sara@smales.com.my](mailto:sara@smales.com.my) or **småles, No 2, Jalan PJU 7/2, Mutiara Damansara, 47800 Petaling Jaya, Selangor** and stand a chance to win a **LATTJO soft toy!**



# How is paper made?

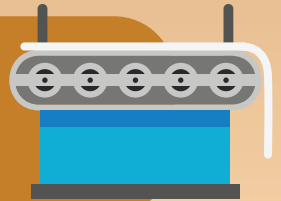
We use paper in our everyday lives. Our storybooks, textbooks, tissue... the list is endless! Do you know that most papers are made from trees? Read on to find out how a tree, so big and strong is made into thin sheets of paper.

The process starts by harvesting trees. Once the trees have been harvested, the bark is removed and the tree is broken into small, wood chips.



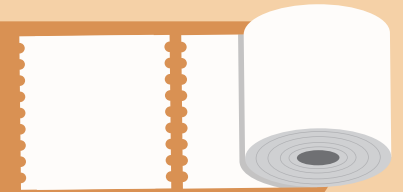
Wood chips are then used to make pulp – a watery mixture of wood chips, water and chemicals.

Because the pulp mixture is so watery, it has to go through a long process that flattens and dries the pulp out. The end result is a long, continuous roll of paper.



Once the roll of paper has the desired thickness, it may then be coloured or coated with special chemicals that help strengthen it or even resistant to water!

At the last step, the paper rolls are cut to a smaller size for our everyday use.



# DEFORESTATION



Other than making paper, we use trees for many other reasons. For instance, making furniture and building houses. Sometimes, we do not find any use of these trees and destroy them to use the land for other purposes.

The process of removing trees is deforestation. Deforestation is the permanent removal of forests to make way for other purposes that are less biodiverse. Biodiversity refers to the variety of plant and animal life in an area. Humans rely on biodiversity to live. It cleans our air and water, regulate the weather and more!

## Some facts about Deforestation

- Forests cover 30% of the land on earth.
- The rate of deforestation equals to loss of 20 football fields every minute.
- If the current rate of deforestation continues, it will take less than 100 years to destroy all the rainforests on the earth.
- It is estimated by that within 100 years there will be no rainforests.
- Up to 28,000 species are expected to become extinct by the next quarter of the century due to deforestation.
- Half of the world's tropical forests has already been cleared.

Lead Bugbug to look for Sara!




Help Sara and Bugbug to identify three sources of pollution in the camping scene in the forest.



# Spot the difference

Can you spot  
**20 differences?**  
Tell us where each difference  
is located by circling them.

Send in your answers with your name,  
Smålish passport number and contact details to  
[sara@smales.com.my](mailto:sara@smales.com.my) or **småles, No 2,  
Jalan PJU 7/2, Mutiara Damansara, 47800  
Petaling Jaya, Selangor** by **15 October 2017**.  
30 lucky winners will each win a set of six **KALAS** bowl.



# Impact of Deforestation

## More harmful gases in the air

A number one problem caused by deforestation is the impact on the global carbon cycle. Trees help to absorb greenhouse gases which are harmful to the environment and when it accumulates to too much, it causes climate change.

## Danger to species survival

Seventy percent of the world's plants and animals live in forests and are losing their habitats to deforestation, according to National Geographic. Loss of habitat can lead to species becoming extinct.

## Less land for crop growing

Tree roots help to keep the soil sturdy. Without trees, the soil is easily washed or blown away, which can lead to vegetation growth problems and cause flooding.

## Poor health in some areas

Soil erosion can also lead to fine waste from metals or other compounds entering water sources like rivers and lakes. This can contaminate the water, and poison livestock, agriculture or even people in the area who rely on these water sources.



## What can we do to help?

### Recycle your paper

Do your part in saving the trees by bringing your newspapers for recycling at the Bug House, Ground Floor. Not to forget you get to earn green credits too!



### Buying wisely

Purchase recycled paper and other products to close the recycling loop.



### Rely on trusted certifications

Look for Forest Stewardship Council® (FSC®) certification on wood and wood products.



### Educate people around you

Share with your friends, family and people you know about how our everyday actions can make an impact to forests around the world.



### What you need:

**FISKBO picture frame (W21×H30cm) and screen (a fine mesh) or old stocking**

**used paper (receipts, unused printed paper)**

**decorations: flowers, seeds, leaves**

**water**

**tub or bowl**

**blender**

**shallow basin**

**towel or sponge**



## MAKE YOUR OWN PAPER

Try your hand at making your own paper!

1

**Make a mould** by taking an old picture frame and staple a screen (a fine mesh) or old stocking to it tightly. You can also shape an old wire hanger into a square and slip an old stocking to use as a mold.



Find your ingredients by looking through your recycling bin or around the house for any paper you can reuse. Gather plants like old leaves or petals that you can add to your paper too!


2

**Pulp making time!** Tear papers into small pieces and soak in a tub or bowl of water overnight. Fill a blender three-quarters full with water. Add a handful of wet paper into the blender. Blend paper until there are no large pieces left.

3

4

**Pulp to paper.** Fill a shallow basin with water and the pulp. Stir the mixture and add your plant. Dip the frame into the mixture and move the frame around, swishing the pulp on it to get an even amount of pulp on the screen (don't leave any holes!). Set the frame on the edge of the basin to let the paper drip-dry. After a few minutes, use a towel or sponge to blot away as much liquid as possible (you can use a rolling pin to roll over the paper too, with the towel in between to dry it!). Place the paper face down on a towel or felt. Gently lift the screen. If the paper is stuck, start to peel off the paper at the edges.



Wait for your paper to dry and your paper is ready!

# Loving that Job!



**This issue, we speak with Zimon, who is working as a Shopping Experience manager and has been in the role 2 years since he started working at IKEA 4 years ago!**

## 1 As a Shopping Experience manager, what do you do?

As the title says, I help with making sure our customers have an enjoyable time shopping at the IKEA store. I take care of their journey before they visit the store, by ensuring our mediums such as the website is up and easy for the customers to understand. During their visit to the store, I ensure that our Greeters provide them the yellow bags so they can shop with ease, as well as ensuring that the

shopping lists, trolleys and IKEA paper rulers are stocked up and ready for the customers' use so they can shop happily!

## 2 Do you also take care of Småland and småles too?

Yes I do! I also ensure that kids visiting Småland enjoy themselves and the Bug House near the entrance of the store is up and running with merchandise ready for småles to redeem.

## 3 What do you enjoy most about your job?

I love being able to assist our customers! Coming from a nursing background before, I love to be able to help people. In the store, I help by answering questions, providing solutions and making sure the customers can get what they need.

I also love being part of the team with my fellow co-workers to be able to know them and work alongside them!

## 4 Do you have any memorable incidents?

One of my fondest memory was when a kid visited Småland and saw me and actually remembered my name when he visited the last time! He said 'Hi Uncle Zimon!!' and I was surprised that he would actually remember. It's not common for kids to remember the names of adults especially when I might look scary to them with my beard and all that!

## 5 Do you have any advice for our småles members?

Don't stop pursuing what you want to do. As long as you do it right, and as long as you are happy. Do what you are passionate about!






YOU CAN'T CHOOSE  
YOUR SCHOOL SUBJECTS.  
BUT SOON, YOU CAN  
CHOOSE YOUR AMBITION.

# IKEA TEBRAU OPENS END 2017

SOON, THERE  
WILL BE CHOICE.

**WRECK-  
THIS-PAGE:**

Create a drawing  
using only  
used paper



# INBOX @ SMALES

## Last issue's theme:

Sara and Bugbug were rowing in a boat down a river when they saw a special fish! Draw how the fish look like!



Aarushi Balaji, 9 years old

## Winners' Drawing

Grace Yee Xi En, 10 years old



Sara and Bugbug were knitting sweaters for the coming winter in Småland to keep themselves cosy and warm. Draw how you think the sweaters look like!

Share your drawing with your name, Smålish passport number and contact details to [sara@smales.com.my](mailto:sara@smales.com.my) or **småles, No 2, Jalan PJU 7/2, Mutiara Damansara, 47800 Petaling Jaya, Selangor by 15 October 2017**. 2 lucky winners will each win a **HEMMAHOS** soft toy.



It was a windy, creepy and haunted day in Småland. Sara and Bugbug were hiking in a beautiful forest. Both of them were carrying heavy bags. Step by step, their sweat came dripping down their face. But, they never gave up and continued to hike and admire the beautiful and magical scenery. As the sun was setting, Sara's and Bugbug's eyes gleamed.

Sara: (wiping her sweat) Whew! It has been a long day. Are you sure that you do not want to take a short break?  
Bugbug: (thinking) Hmmm.... Yeah, we should take a break. By now, I think my muscles are swollen.

At that time, TORVA Carrot was dressing up as a tennis player zombie for Halloween. After TORVA Carrot had dressed finished, he decided to scare Sara and Bugbug. He remembered that Sara told him that Bugbug and she would go to the beautiful forest. So, TORVA Carrot went there using a map.

The strong wind blew at Bugbug and she was so scared that she hid behind Sara.

Sara: What are you doing?  
Bugbug: (feeling frightened) Well, it is getting darker, should we get back home?  
Sara: Well, ok. But, allow me to drink the last few sips of my refreshing lemonade.  
Bugbug: (trembling) I will wait.

When Sara was drinking her delicious lemonade, TORVA Carrot reached the enchanting forest. He was getting very excited to scare Sara and Bugbug.

Sara: Did you hear that?  
Bugbug: (squeezing herself) Footsteps?  
Sara: Yes, it is footsteps.  
TORVA Carrot: Roarrrrrrrrrr...  
Sara and Bugbug: (hugged each other) Aaaagggghhhh...  
Bugbug: (flying around) Help! Help! It is a triangle shaped zombie!  
TORVA Carrot: (taking off his costume) Hey guys, it is just me TORVA Carrot.  
Sara: You frightened the life out of me!  
Bugbug: What was that for?  
TORVA Carrot: (laughing) Happy Halloween! Did you guys forget that today is Halloween?  
Sara and Bugbug: (feeling relieved) Oh yeah! We totally forgot about that!  
Sara, Bugbug and TORVA Carrot: Happy Halloween everyone. Group Hug!  
Bugbug: Sorry to interrupt whatever that was, but can we go back home now. Every second, the sky is getting darker.  
TORVA Carrot and Sara: (giggle) Okay!

After that, the three friends went back home and ate a decorated pie with scary pictures. They talked about the funny things they did today and they all laughed. Sara warned TORVA Carrot not to scare them anymore.

Hee Jo Ee, 11 years old

On a cold, winter day, Sara and Bugbug were enjoying a bowl of warm porridge and the doorbell rang. What did they see outside the door?

Send your story with your name, Smålish passport number and contact details to [sara@smales.com.my](mailto:sara@smales.com.my) or **småles, No 2, Jalan PJU 7/2, Mutiara Damansara, 47800 Petaling Jaya, Selangor by 15 October 2017**. 2 lucky winners will each win a **VESSLA** storage crate with castors and lid.



## Last issue's theme:

Sara and Bugbug were hiking in a beautiful forest and they heard footsteps behind them. What happened next?

One bright and sunny morning, as the birds were chirping cheerfully, Sara and Bugbug decided to go hiking in a forest. They packed everything they needed as fast as lightning and off they go!

As they were hiking, they also enjoyed the scenery. The forest was stunningly beautiful. The flowers were in different shapes and sizes, multicolored petals and sweet smell. A stream flowed with crystal clear water, trees grew so tall that it covered most of the sunlight, letting only a sliver of sunlight through.

While they were happily hiking, they heard footsteps behind them. Suddenly, TORVA Carrot came running out from the bushes. Without looking, he stumbled across a rock and fell. Sara and Bugbug immediately went to help TORVA Carrot to his feet.

Sara: What happened to you?  
TORVA Carrot: I...I was hiking. When I saw a huge shadow. I panicked and ran.  
Sara: Here, have a drink.  
Bugbug: Did you see what it looked like?  
TORVA Carrot: It was twice my size, had brown fur and huge claws like a bear.  
Sara: Hmm...There are no bears around here, I think we should go investigate.  
Bugbug: I agree.

So, TORVA Carrot led them to where he saw the creature. Sure enough, there was a huge shadow... But it wasn't a bear, it was a costume. Soon, they found out it belonged to an actor who was filming a movie. The director apologise for the inconvenience and allowed them to stay for the filming.

Sara: TORVA Carrot, you should look carefully next time before panicking.  
TORVA Carrot: I'm so sorry.  
Bugbug: It's okay.

And, so Sara and Bugbug forgave TORVA and they enjoyed the rest of the day.  
THE END.

Cheryl Tan Yi Xin, 12 years old