

Contents

- 03 Greetings from Sara
- 04 Green Life @ Home
- 05 Eggshell plant nursery
- 06 Climate change and us
- 08 Cycling
- 09 How to draw
- 10 Games
- 12 Spot the difference
- 14 Waste sorting
- 18 Chocolate banana sundae
- 19 Merchandise
- 20 Let's get crafty
- 21 Colouring page
- 22 Inbox@småles
- 24 Comic Strip

Hej there småles,

Cycling can help to protect the environment. At the same time, it also helps to get you fit and build good relationship with your family. You can read about it on page 8.

Check out the merchandise that you may have missed out previously on page 19!

We hope you'll have immense fun this school holiday!

With Big Bug Hugs,
Sara

Sara socks's size:
Approximately
S: L17cm.
M: L19.3cm.



GreenLife @Home

An IKEA FAMILY & småles day out
1 October 2016

Green Life @ Home

Learn how to live a greener life at home that helps to save the earth and the resources we have at IKEA Green Life @ Home.

Join us on **1 October 2016** for fun activities and workshops at the **IKEA Damansara** and **IKEA Cheras** stores!

For details, visit **IKEA.my/FAMILY/greenlife** from 19 September 2016 onwards!

Plus, get **2X green credits** when you bring your newspapers to recycle between 1 – 15 October 2016! Green credits can be converted to Smålish dällars which you can use to redeem for merchandise.

EGGSHELL PLANT NURSERY


1 Break off the top of the eggshell with a spoon and drain the egg. Poke a hole in the very bottom with a sharp object. If you are using a thin needle or pin, widen the hole a bit with a pushpin or small nail.

This hole provides drainage, so the roots of your plant don't drown. You only need to poke one small hole; more than one might crack the shell. You can get your mummy or daddy's help.

2 Fill the eggshell with soil and plant your vegetable/flower seed.

3 When the seedling grows and get a little big for the shell, you may break the shell and replant the seedling into a pot of soil for it to grow further.

Do you know that you can use the eggshells for planting? Instead of throwing the eggshells away, we can use it to start seedlings! Eggshells not only can make as a very cute plant pot, it also can easily breakdown after we throw it away. This able to reducing trash.



Climate change and us

Unlike Global warming which is just the temperature of the earth going up, climate change are a set of changes that go along with global warming, this including changes in weather conditions, oceans, ice and snow.

The reason the climate is changing is because of the increasing amount of harmful gases in the air.



Cycling


Do you know that cycling helps protecting the environment, at the same time, it gives you a little dose of exercise that helps to get you fit too?

Cycling is a good way to burn fat and improve your posture and coordination. Besides that, cycling can make your mind fresh because it helps to boost blood flow and oxygen in the brain.

You can plan with your family to go cycling on weekends. It will help to build a good relationship with your family. Remember to drink more water and eat some light food after cycling.

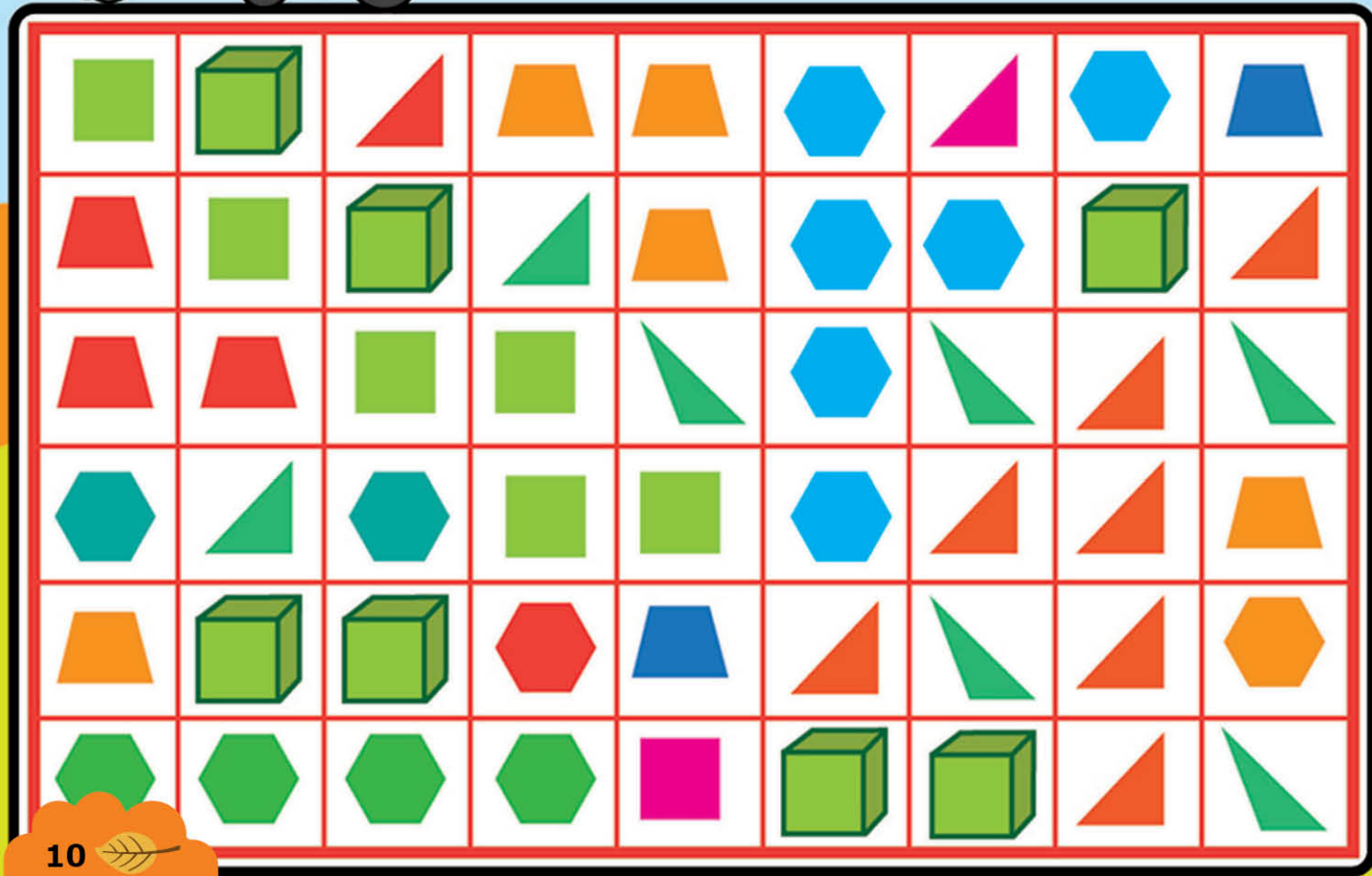
Source: <http://www.expatgo.com/my/2015/05/27/6-reasons-you-should-start-cycling-in-malaysia/>

How to draw Sara cycling





Can you find 4 same shapes in a row?
How many can you find?





Spot the difference

It's the summer time in Småland, and Sara is preparing for a feast!
Can you spot **20 differences**? Tell us where each difference is located by circling them.

Send in your answers with your name, Smålish passport number and contact details to sara@smalles.com.my or **småles, No. 2, Jalan PJU 7/2, Mutiara Damansara, 47800 Petaling Jaya, Selangor** by 14 October 2016. 25 lucky winners will each win 4pcs of **HÄREN** washcloth.





Waste Sorting

Recycling is about seeing waste as a resource. It is about sorting, re-using or giving new life to different items.

Recycling first begins with sorting.



Waste sorting at home

The Government has made it mandatory to separate solid waste at source effective **1 September 2015**. This is enforced under the **Solid Waste and Public Cleaning Management Act 2007 (Act 672)**.

You can separate the solid waste in 3 easy steps:

- Step 1: Separate according to types.
- Step 2: Temporarily store them in waste sorting bins or containers.
- Step 3: Pack, take it out and place it either next or into the garbage bin for waste collection.

How do we separate the solid waste according to types? Find out on the next pages.

Source: <http://www.kpkt.gov.my/separationatsource/en/>



How to sort household waste?

Be careful not to mix the residual waste such as food/kitchen waste and contaminated items with recyclable waste. Otherwise, the recyclable waste will be contaminated and cannot be recycled anymore.

You can sort the household waste into 2 types: residual waste and recyclable waste.

Residual waste

Residual waste must be packed neatly in one garbage bag and place into the garbage bin for collection. Here are some examples of residual waste:



Kitchen waste



Food waste



Contaminated materials



Disposable diapers

Source: <http://www.kpkt.gov.my/separationatsource/en/>



Recyclable waste

Recyclable waste must be separated and packed according to the recyclable categories into separate garbage bags. Once packed, place the separate garbage bags next to the garbage bin for collection.

Here are some examples of recyclable waste categories:



Paper



Plastic



Other – glass/ceramic



Metal/steel/aluminium cans/foil



**Hazardous waste/
cleaning product/aerosol spray**



Leather/rubber/shoes/fabric



**Electronic waste/small electronic
appliances/battery/light bulb**



Bulky waste



Garden/farm waste

Source: <http://www.kpkt.gov.my/separationatsource/en/>

Chocolate banana sundae

Ingredients

- Banana
- 1 scoop of your favourite ice cream
- Chocolate sauce

Steps

1. Peel and slice the banana.
2. Scoop the ice cream a bowl.
3. Top with the bananas.
4. Add chocolate sauce on top.

Merchandise

New! Redeem a pair of Sara socks to keep you warm and comfy for the day. Hurry up and redeem at \$1 Smålish dállars at the Bug House today!

We also have other merchandises that could be very useful for your travelling. Get them today!



Sara socks's size:
Approximately
S: L17cm.
M: L19.3cm.



Bugbug umbrella
\$7 Smålish dállars
Approximately Ø20cm



Bugbug luggage tage
\$3 Smålish dállars
Approximately W7×H5.7cm



småles sling bag
\$4 Smålish dállars
Approximately W34.4×H43cm

Let's Get Crafty:

Make A Paper Bag Raccoon

Instructions:

1. Fold the two square edges of a paper bag at the dotted lines to form the animal's head.
2. Cut out ears, eyes and a nose.
3. Glue them onto the head to form a raccoon's face.
4. You can even make a cat if you want or any other animals. **Be creative!**


What you will need:

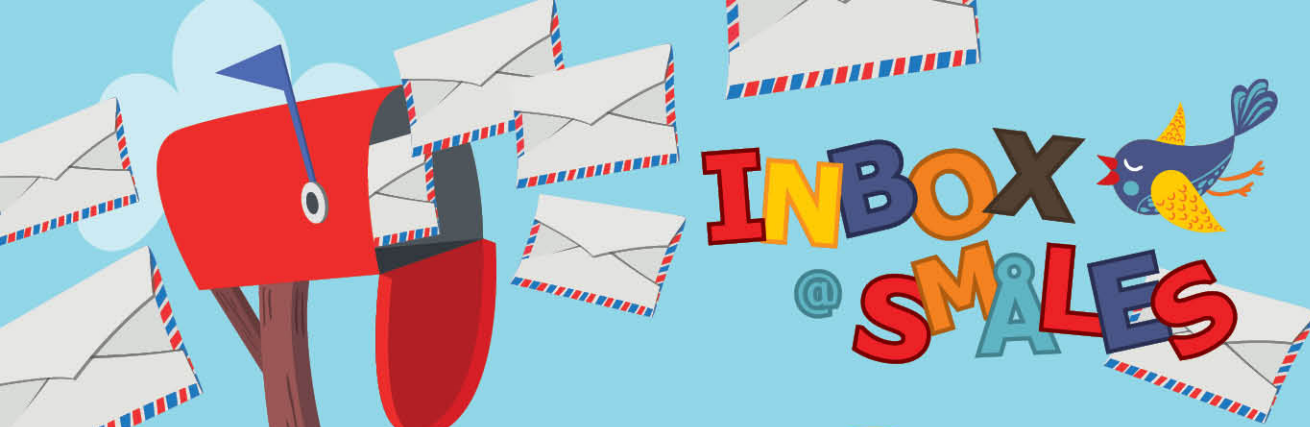
- Paper bag
- Scraps of construction paper
- Glue
- Scissors
- Markers or crayons
- Optional - googly eyes

Send us the photo of your creative paper bag together with your name, Smālish passport number and contact details to sara@smales.com.my before 14 October 2016. 20 lucky winners will each win a **SOCKER plant pot**.



Colour me





Last issue's theme:
Sara and Bugbug were hungry and decided to make a meal! What did they make?

We love to receive your drawings and letters – they just brighten our day! Thank you for your lovely drawings! Visit IKEA.my/smales/inbox for more drawings and letters!

Winners' Drawing



Alexis Faith Orani, 5 years old



Aqilah Qairina Bt Mohd Helmi, 7 years old

Sara and Bugbug decorated a tree for Christmas! How do you think it looked like?

Share your drawings with your name, Smålish passport number and contact details to sara@smales.com.my or **småles, No. 2, Jalan PJU 7/2, Mutiara Damansara, 47800 Petaling Jaya, Selangor** by **14 October 2016**. 2 lucky winners will each win a **HÖSTFIBBLA** cushion.

22

Once upon a time, Sara and Bugbug were happily eating porridge, when Sara noticed something in her porridge. It was candy!

Sara almost peed her pants because she was so scared. The candy was SOOOO BIG that all of her friends would be able to have some. Sara and Bugbug decided to have a big party and invite all their friends to share the candy. Sara was so happy.

Soon, the day came for her party and all of the guests started to arrive. Sara said, "Help yourselves to some biscuits and cheese and eat as much of the candy as you can," and everyone enjoyed themselves. Then she saw someone unusual and she said, "Hello," but quickly went back to partying with all of the other guests. She didn't realise that the 'unusual' guest had actually heard that all were invited to Sara's party and so he had decided to go and steal as much as he could from Sara.

Soon after, Sara noticed something was missing. She looked up and she looked down and then she saw the unusual guest heading to the door. Then he climbed into Bugbug's neighbour's house and peeped through the window. Bugbug's neighbour, was hanging up one of Sara's photos. The neighbour was the unusual guest.

Sara jumped in the neighbour's house and said, "Boo!" The unusual guest was so scared, that he ran far, far away. Sara got her picture back and the neighbour ran so far that he found himself lost and he never returned. Sara and Bugbug lived happily ever after.

Jasmin Unsworth, 7 years old

Winners' Letter

Sara was happily eating her paper porridge one day and she noticed something in it. Sara tries to put out. It is a map.

Sara follows the map. Sara travel to the jungle. Sara travel to the mountain. Sara goes to the city. Finally Sara arrives at a house. Sara enters the house meet Jing Xuan.

Sara told Jing Xuan that the map. Then Jing Xuan tell Sara he wait for the right people. Jing Xuan gave Sara another map. Jing Xuan tells Sara only people who never give up can find the treasure. Sara continues to find the treasure. Sara keeps going without giving up. Sara travel again to another city. Sara swims across a river. Sara sleeps in the jungle during the night. Sara finds food and water in the jungle. Sara does not want to give up. Sara walks and walks following the map. Sara's friends ask Sara to give up. Sara still wants to continue. Sara still does not want to give up.

Finally, Sara arrives at a cave. The cave fills with tree that can grow paper. Sara have unlimited paper for food. Sara felt very happy and share with all her friend. They have party every day. The End.

Ng Jing Xuan, 4 years old

Last issue's theme:
Sara was happily eating her paper porridge one day and she noticed something in it. What did she find out?

Sara and Bugbug were walking. Suddenly, a snowball hit them from behind! What happened after?

Send your story with your name, Smålish passport number and contact details to sara@smales.com.my or **småles, No. 2, Jalan PJU 7/2, Mutiara Damansara, 47800 Petaling Jaya, Selangor** by **14 October 2016**. 2 lucky winners will each win a **MÅLA** drawing paper roll and **MÅLA** felt-tip pen.

